

ALL ABOUT POP

FLIP BOOK

- 1 Complete all about Pop.
- 2 Cut the boxes and glue them in order.

ALL ABOUT POP

FLIP BOOK

GLUE OR STAPLE HERE

Pop's name is:

He was born:

His date of birth:

1

Personal information

GLUE OR STAPLE HERE

He was raised:

His schools were:

His favourite childhood places to go were:

2

Places in Pop's life

GLUE OR STAPLE HERE

The names of his parents and siblings:

The names of his wife and children are:

3

People in Pop's life

GLUE OR STAPLE HERE

Food

Colour:

Movie:

Hobby:

Animal:

Season:

4

Pop's favourites

ALL ABOUT POPPY FLIP BOOK

- 1** Complete all about Poppy.
- 2** Cut the boxes and glue them in order.

ALL ABOUT POPPY

FLIP BOOK

GLUE OR STAPLE HERE

Poppy's name is:

He was born:

His date of birth:

1

Personal information

GLUE OR STAPLE HERE

He was raised:

His schools were:

His favourite childhood places to go were:

2

Places in Poppy's life

GLUE OR STAPLE HERE

The names of his parents and siblings:

The names of his wife and children are:

3

People in Poppy's life

GLUE OR STAPLE HERE

Food

Colour:

Movie:

Hobby:

Animal:

Season:

4

Poppy's favourites

ALL ABOUT PA

FLIP BOOK

- 1** Complete all about Pa.
- 2** Cut the boxes and glue them in order.

ALL ABOUT PA FLIP BOOK

GLUE OR STAPLE HERE

Pa's name is:

He was born:

His date of birth:

1

Personal information

GLUE OR STAPLE HERE

He was raised:

His schools were:

His favourite childhood places to go were:

2

Places in Pa's life

GLUE OR STAPLE HERE

The names of his parents and siblings:

The names of his wife and children are:

3

People in Pa's life

GLUE OR STAPLE HERE

Food

Colour:

Movie:

Hobby:

Animal:

Season:

4

Pa's favourites

ALL ABOUT GRAN FLIP BOOK

- 1** Complete all about Gran.
- 2** Cut the boxes and glue them in order.

ALL ABOUT GRAN

FLIP BOOK

GLUE OR STAPLE HERE

Gran's name is:

She was born:

Her date of birth:

1

Personal information

GLUE OR STAPLE HERE

She was raised:

Her schools were:

Her favourite childhood places to go were:

2

Places in Gran's life

GLUE OR STAPLE HERE

The names of her parents and siblings:

The names of her husband and children are:

3

People in Gran's life

GLUE OR STAPLE HERE

Food

Colour:

Movie:

Hobby:

Animal:

Season:

4

Gran's favourites

ALL ABOUT GRAN FLIP BOOK

- 1** Complete all about Nan.
- 2** Cut the boxes and glue them in order.

ALL ABOUT NAN

FLIP BOOK

GLUE OR STAPLE HERE

Nan's name is:

She was born:

Her date of birth:

1

Personal information

GLUE OR STAPLE HERE

She was raised:

Her schools were:

Her favourite childhood places to go were:

2

Places in Nan's life

GLUE OR STAPLE HERE

The names of her parents and siblings:

The names of her husband and children are:

3

People in Nan's life

GLUE OR STAPLE HERE

Food

Colour:

Movie:

Hobby:

Animal:

Season:

4

Nan's favourites

ALL ABOUT NANA FLIP BOOK

- 1** Complete all about Nanna.
- 2** Cut the boxes and glue them in order.

ALL ABOUT NANNA

FLIP BOOK

GLUE OR STAPLE HERE

Nanna's name is:

She was born:

Her date of birth:

1

Personal information

GLUE OR STAPLE HERE

She was raised:

Her schools were:

Her favourite childhood places to go were:

2

Places in Nanna's life

GLUE OR STAPLE HERE

The names of her parents and siblings:

The names of her husband and children are:

3

People in Nanna's life

GLUE OR STAPLE HERE

Food

Colour:

Movie:

Hobby:

Animal:

Season:

4

Nanna's favourites

ALL ABOUT FLIP BOOK

- 1** Complete all about:
- 2** Cut the boxes and glue them in order.

ALL ABOUT

● ● ● ● ●
FLIP BOOK

GLUE OR STAPLE HERE

1

**Personal
information**

GLUE OR STAPLE HERE

2

Places in his life

GLUE OR STAPLE HERE

3

People in his life

GLUE OR STAPLE HERE

4

His favourites

ALL ABOUT FLIP BOOK

- 1** Complete all about:
- 2** Cut the boxes and glue them in order.

ALL ABOUT

● ● ● ● ●
FLIP BOOK

GLUE OR STAPLE HERE

1

**Personal
information**

GLUE OR STAPLE HERE

2

Places in her life

GLUE OR STAPLE HERE

3

People in her life

GLUE OR STAPLE HERE

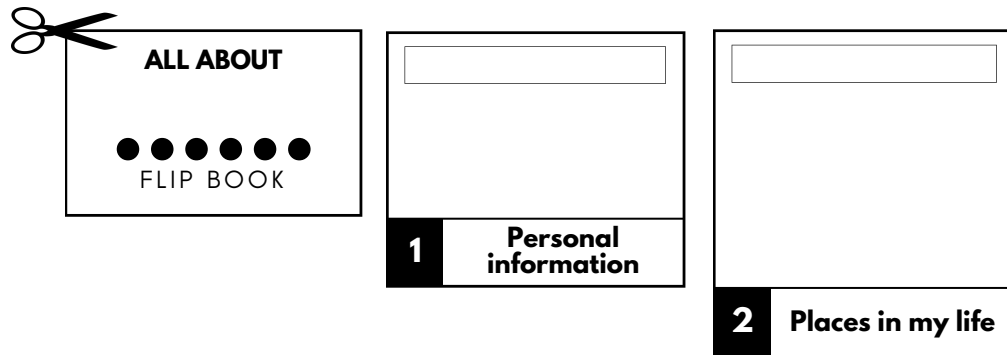
4

Her favourites

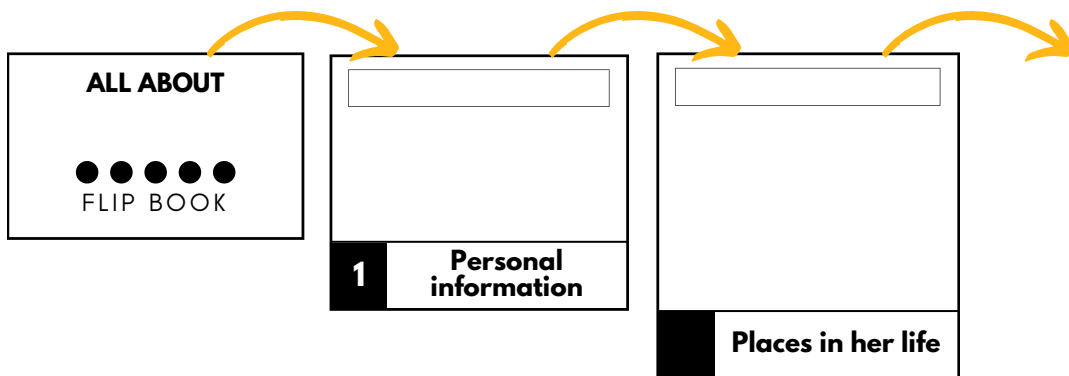
ALL ABOUT...

FLIP BOOK

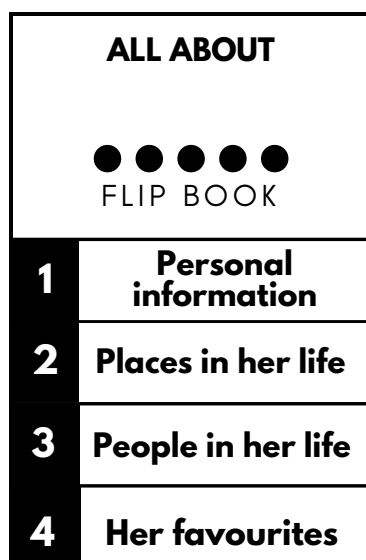
- 1 Have your child interview one of both of their grandparents. Help scribe the answers if needed.
- 2 When they finish ask them to cut the 5 boxes (pages) of the Flip Book.



- 3 Show your child how to glue or staple the pages together, one onto the other, following the numbers.



- 4 The Flip Book will look like this:



- 5 Finally ask your child what they learned about their grandparent.

